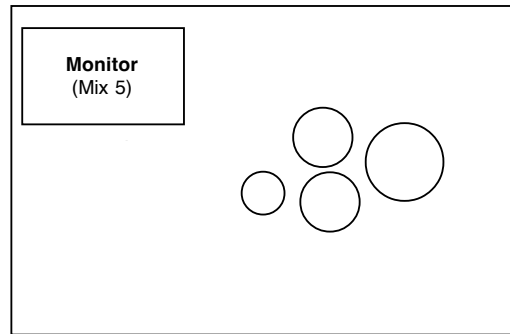


THOSE DARN ACCORDIONS

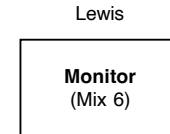
Stage plot (where TDA provides back line)

Contact: Paul Rogers, (360) 531-0276

- 1) Kick
- 2) Snare
- 3) High-hat
- 4) Rack tom 1
- 5) Rack tom 2
- 6) Floor tom
- 7) Overhead stage right
- 8) Overhead stage left
- 9) Bass DI
- 10) Accordion DI stage right
- 11) Accordion DI center/stage right
- 12) Accordion DI center/stage left
- 13) Accordion DI stage left
- 14) Vocal stage right (boom stand)
- 15) Vocal center/stage right (boom stand)
- 16) Vocal center/stage left (boom stand)
- 17) Vocal stage left (boom stand)



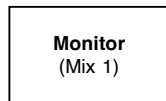
Bass amp
(Eden head has XLR out, or you can use your own DI or mic)



Amp 10 (DI or mic needed)



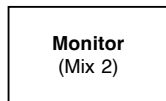
Vocal 14
Susie



Amp 11 (DI or mic needed)



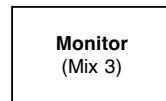
Vocal 15
Paul



Amp 12 (DI or mic needed)



Vocal 16
Carri



Amp 13 (California Blond, has XLR out, or use DI or mic)



Vocal 17
Suzanne

